

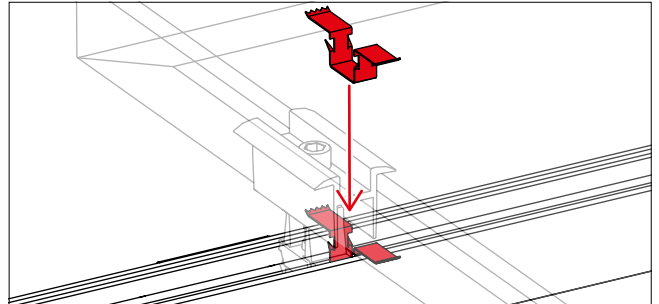


TerraGrif Applications

Equipotential bonding in K2 mounting systems

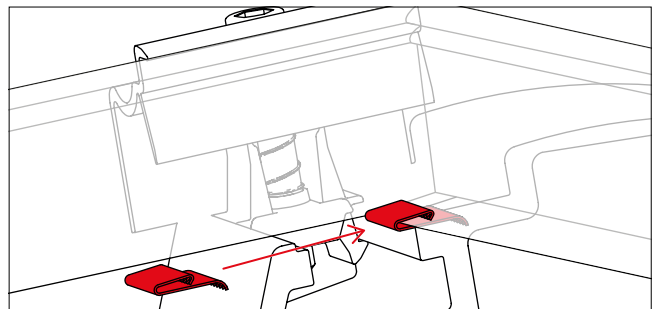
TerraGrif K2SZ: For most K2 pitched roof systems

- Simple fixation to the K2 mounting rail
- Position in the lower edge area of the module frame
- Not compatible with BasicRail in landscape orientation



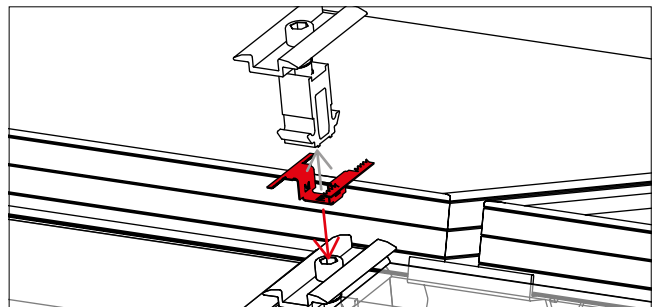

TerraGrif U17

- Easy fixation to the lower edge of the module frame and compatible with most module types
- Position in the adjacent elevation area or mounting system component



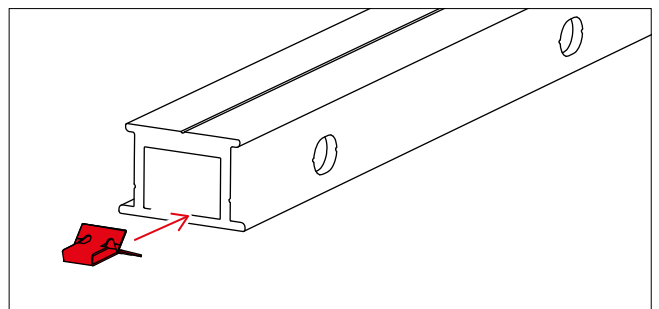

TerraGrif K2MI: The DomeClamp Solution

- Direct attachment to the module clamp DomeClamp
- K2MI connects 2 modules and is suitable for both portrait and landscape mounting



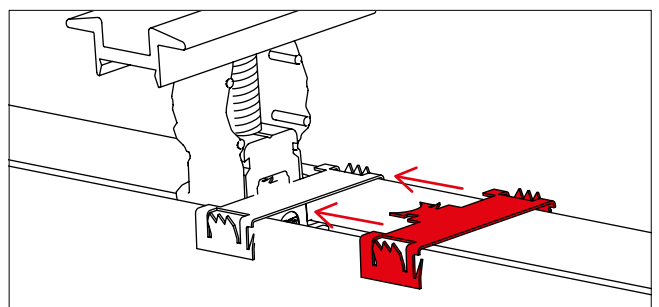
TerraGrif PL: Recommendation for Dome 6 Xpress

- Easy fixation to the Dome 6 Connector.
- Potential equalisation according to VDE



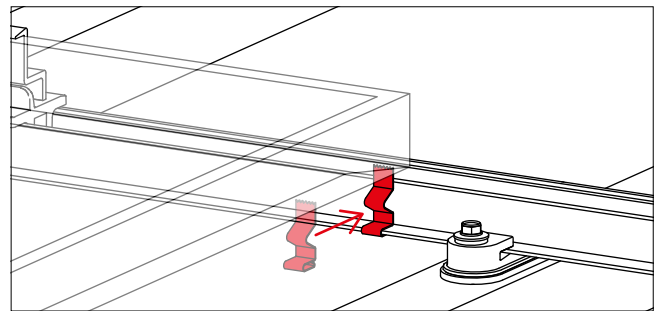
TerraGrif QL: For most K2 pitched roof systems

- Easy fixation in the K2 Clamp and in the K2 mounting rail.
- Not compatible with BasicRail with horizontal mounting



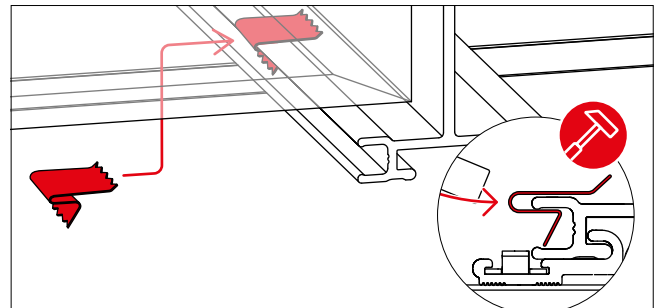

TerraGrif K2PA: For BasicRail systems in landscape orientation

- Quick fixation to the lower strut of the BasicRail
- Free placement in the lower edge area of the module



TerraGrif S: Recommendation for the K2 Insertion System

- Fast fixation at the lower bar of the insertion rail
- Free positioning in the area of the module frame edge



Compatibility and technical data

	K2SZ	U17	K2MI Duo 18	PL	K2PA	QL	S Insertionsystem
Image							
Compatibility							
SingleRail	●	○	○	○	○	●	○
SolidRail	●	○	○	○	○	●	○
Insertionsystem	○	○	○	○	○	○	●
BasicRail	●	○	○	○	●*	●	○
MiniRail	●	○	○	○	○	●	○
MultiRail	●	○	○	○	○	●	○
D-/S-Dome	●	○	○	○	○	●	○
D-/S-Dome V	○	○	●	○	○	○	○
D-/S-Dome 6	○	○	●	●	○	○	○
Item number	2001881	2000056	2003542	2004102	2000055	2004231	2002397
Std. tolerance value	Norm DIN 2095 grade 2						
Material	Stainless steel 301 TA						
Norm	NFA 35573						
Weight [g]	3,2	1,8	3,6	1,15	2,4	4,2	1,5
Dim. W×H×D [mm]	10×16×60	20×5,8×17	40×11,7×36	22×10×8	10×31,7×12	17,5×9×45	10×13,5×21
Thickness [mm]	0,5						

● Compatible ○ Not tested ○ Not compatible * Only for landscape orientation with AddOn.